



WEDDING PLANNING *Timeline Checklist*



YOUR MONTH-BY-MONTH
GUIDE TO A STRESS-FREE
WEDDING DAY



SAVE THIS GUIDE FOR LATER



12 MONTHS BEFORE



The big picture planning begins!

This is where your wedding journey officially begins. Take time to dream, set priorities and plan a strong foundation.

- SET YOUR BUDGET**
Discuss with your partner and any contributors to determine a realistic budget.

- CREATE YOUR VISION**
Talk about your dream wedding style, colours, theme and overall vibe.

- MAKE A GUEST LIST DRAFT**
Create a rough guest list to help estimate numbers and costs.

- CHOOSE YOUR WEDDING DATE**
Pick a few potential dates and check availability with key suppliers.

- RESEARCH & BOOK YOUR CEREMONY**
Book your celebrant and secure your ceremony venue.

- RESEARCH YOUR RECEPTION VENUE**
Visit and compare venues, then secure your favourite.

- BUILD YOUR DREAM TEAM**
Start researching photographers, videographers, stylists, florists and other key suppliers.

- CREATE A WEDDING EMAIL**
Set up an email just for wedding planning to stay organised.

Top Tips



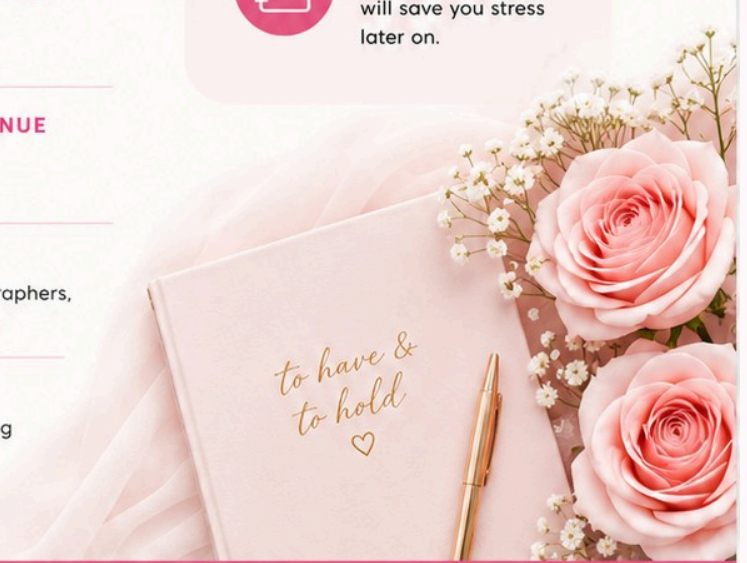
Popular venues and suppliers book out early, so don't leave it too late!



Focus on what matters most to you as a couple.



Stay organised from the start - it will save you stress later on.



♥ YOU'VE GOT THIS! ♥



9-12 MONTHS *Before*



Let's get closer to your perfect day!

You've set the foundation, now it's time to bring your plans to life and lock in the key details.

- BOOK KEY SUPPLIERS**
Secure your photographer, videographer, caterer and any must-have vendors.
- CHOOSE YOUR WEDDING PARTY**
Ask your closest people to stand by you on your special day.
- SEND SAVE THE DATES**
Give your guests plenty of notice to save your date.
- DESIGN YOUR WEDDING STYLE**
Choose your colour palette, flowers, decor and overall styling.
- RESEARCH & BOOK ACCOMMODATION**
Arrange accommodation for out-of-town guests if needed.
- PLAN YOUR HONEYMOON**
Start researching destinations and lock in any early bird deals.
- ORGANISE TRANSPORT**
Book transport for the wedding day (you, your bridal party or guests).
- START DRESS SHOPPING**
Begin looking for your dream dress and allow time for alterations.
- CREATE YOUR WEDDING REGISTRY**
Share your registry with guests to make gift giving easy and meaningful.

Top Tips



Book your must-have suppliers early to avoid disappointment.



Keep your planning enjoyable and tackle one thing at a time.



A little planning now means less stress later on!

*to have &
to hold*
♡

♡ YOU'RE DOING AMAZING! ♡

6-9 MONTHS *Before*



Time to bring your plans to life!

You've set the foundation, now it's time to make things official and lock in the important pieces.

BOOK YOUR PHOTOGRAPHER & VIDEOGRAPHER

Secure your preferred suppliers before dates get booked.

CHOOSE & BOOK YOUR CATERER

Select your menu, arrange tastings and confirm all details.

BOOK YOUR WEDDING STYLING

Florist, stylist, hire items and any decor you need to bring your vision to life.

SEND SAVE THE DATE CARDS

Give your guests plenty of notice, especially for destination weddings.

PLAN YOUR BRIDAL PARTY

Ask your special people and start planning your hens, bucks or joint celebrations.

RESEARCH & BOOK HAIR & MAKEUP

Trials are key – book your artists and schedule trial dates.

ORGANISE ACCOMMODATION

Book room blocks or provide recommendations for your guests.

START PLANNING YOUR STATIONERY

Save the dates sent? Now it's time to design your invitations!

REVIEW & UPDATE YOUR BUDGET

Check in, track expenses and update your budget as needed.

Top Tips



Popular suppliers book out 12+ months in advance – don't wait!



Stay organised with a planning binder or digital spreadsheet.



Keep all contracts, receipts and payments in one place.





3-5 MONTHS *Before*



Let's bring your dream day to life!

The excitement is building! Now it's time to finalise the details and make your vision come together.

FINALISE YOUR GUEST LIST

Confirm RSVPs and final numbers for catering, seating and stationery.

CHOOSE YOUR BRIDESMAIDS & GROOMSMEN

Ask your closest friends and family to be part of your special day.

BOOK YOUR TRANSPORT

Secure transportation for you, your bridal party and any guests if needed.

FINALISE YOUR HONEYMOON PLANS

Book flights, accommodation and any special experiences.

ATTEND DRESS & SUIT FITTINGS

Find your dream dress and ensure the groom and groomsmen are fitted.

CREATE YOUR WEDDING STATIONERY

Order your invitations, menus, signs and other paper details.

PLAN YOUR CEREMONY DETAILS

Confirm readings, vows, music and any special inclusion.

BOOK ANY ADDITIONAL SUPPLIERS

Entertainment, photo booth, lighting, styling or anything else you need.

START PLANNING YOUR HEN & BUCKS

Organise a celebration your crew will love!

Top Tips



Lock in key suppliers now to avoid missing out on your favourites.



Delegate tasks where you can and lean on your support team.



Stay organised and keep everything in one place for less stress.



YOU'RE CREATING MEMORIES THAT LAST A LIFETIME!





2-3 MONTHS Before



You're in the home straight!

The final touches are what bring your dream day to life.
Let's make sure nothing is overlooked!

- CONFIRM ALL VENDOR DETAILS**
Contact all suppliers to reconfirm bookings, times, locations and any final details.
- FINALISE TIMELINE & RUN SHEET**
Create a detailed schedule for the day and share it with your suppliers and wedding party.
- FINALISE SEATING PLAN**
Create your seating chart and provide it to your venue and caterer.
- CONFIRM MENU & DIETARY REQUIREMENTS**
Provide final guest numbers and dietary requirements to your caterer.
- SHOP FOR FINAL DETAILS**
Purchase any remaining décor items, stationery, gifts or small details.
- PREPARE YOUR VOWS**
Write, edit and practise your vows so you feel confident on the day.
- FINAL DRESS FITTING**
Have your final fitting and collect your dress, veil and accessories.
- ORGANISE YOUR HEN & BUCKS**
Confirm plans and any details with your crew for the celebrations.
- PACK FOR YOUR HONEYMOON**
Pack your bags and double check travel documents and bookings.
- GET ORGANISED**
Prepare a card box, tip envelopes and any payments for the day.

Top Tips



Reconfirm all details with suppliers 1-2 weeks before the wedding.



Take time to relax and enjoy this special time before the big day!



Prepare an 'on the day' emergency kit - it can be a lifesaver!



♥ YOU'RE ALMOST THERE, AND IT'S GOING TO BE PERFECT! ♥



1 MONTH Before



The countdown is on!

You've done the planning – now it's time to tie up loose ends so you can relax and soak it all in.

- CONFIRM ALL SUPPLIERS**
Touch base with all suppliers to reconfirm details, times, locations and contact numbers.
- FINALISE GUEST NUMBERS**
Provide your final guest count to your venue and caterer.
- REVIEW TIMELINE & RUN SHEET**
Go over the schedule with your coordinator and key suppliers.
- FINALISE SEATING PLAN**
Confirm your seating plan and provide the final version to your venue.
- CHECK IN ON HEN & BUCKS PLANS**
Confirm everything is locked in for your celebrations.
- PREPARE SIGNAGE & STATIONERY**
Ensure all signage, menus and stationery have been printed and are ready.
- BREAK IN YOUR SHOES**
Wear your wedding shoes around the house to get comfortable!
- PACK YOUR WEDDING DAY ESSENTIALS**
Prepare an emergency kit and pack all must-haves for the big day.
- CONFIRM TRANSPORT & ACCOMMODATION**
Double check bookings for transport and accommodation for you and your guests.
- TAKE TIME FOR YOU**
Schedule some self-care, rest and quality time as a couple before the big day.

Top Tips



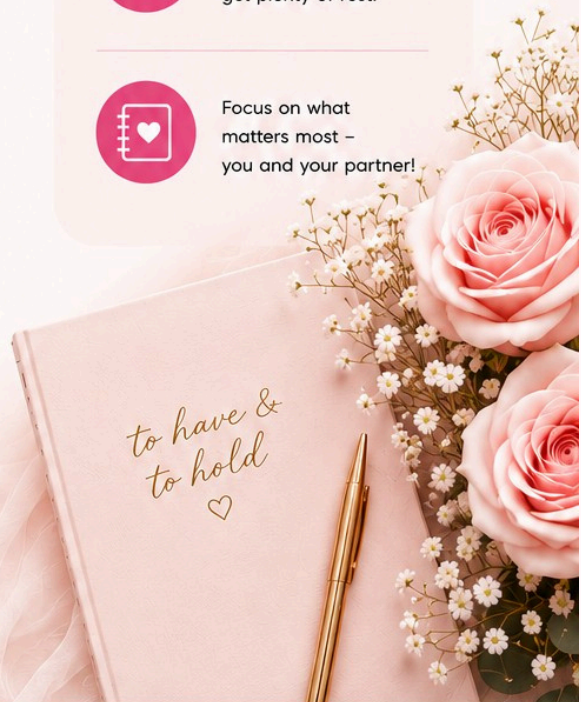
Confirming details now means you can relax and enjoy the final weeks stress-free.



Don't forget to eat well, stay hydrated and get plenty of rest.



Focus on what matters most – you and your partner!



♥ YOU'RE SO CLOSE – THE BEST DAY IS ALMOST HERE! ♥



2 WEEKS Before

You're almost there!

The finish line is in sight. Let's tie up those final details so you can walk down the aisle with confidence.

- CONFIRM ALL SUPPLIERS**
Touch base with all suppliers to reconfirm times, locations, services and contact details.
- FINALISE RUN SHEET WITH COORDINATOR**
Review the final timeline and run sheet in detail.
- CONFIRM FINAL GUEST COUNT**
Provide your final numbers to your venue and caterer.
- PREPARE FINAL PAYMENTS & TIPS**
Make any outstanding payments and organise cash for tips on the day.
- CHECK TRANSPORT DETAILS**
Reconfirm pick-up times and locations for all transport.
- BREAK IN YOUR SHOES**
Wear your wedding shoes around the house to make sure they're comfortable.
- PICK UP ATTIRE**
Collect your dress, suit and any attire for your wedding party.
- PACK FOR YOUR HONEYMOON**
Start packing your bags and keep any travel documents in one easy-to-find place.
- PREPARE WELCOME BAGS (IF APPLICABLE)**
Assemble any welcome bags for guests and drop them off.
- GET PLENTY OF REST**
Rest, relax and take care of yourself – you deserve it!

Top Tips



Keep a printed copy of your run sheet and key contacts on the day.



Delegate small tasks so you can be present and enjoy every moment.



Take a deep breath – you've planned something amazing!

*to have &
to hold*

♥ YOU'VE GOT THIS – THE BEST IS YET TO COME! ♥



1 WEEK Before



You're in the final stretch!

It's time to tie up any loose ends and get excited – your dream day is just around the corner!

- CONFIRM ALL SUPPLIERS**
Confirm times, locations, delivery and setup with all suppliers.
- RECONFIRM FINAL GUEST COUNT**
Provide any last-minute changes to your venue and caterer.
- PACK YOUR WEDDING DAY ESSENTIALS**
Emergency kit, vows, rings, perfume, lipstick, tissues and any must-haves!
- COLLECT ATTIRE**
Pick up your dress, suit and any other outfits for the big day.
- BREAK IN YOUR SHOES**
Wear your shoes around the house to make sure they're comfortable.
- DELEGATE & COMMUNICATE**
Confirm roles with your bridal party and family helpers.
- FINALISE DECOR & SETUP DETAILS**
Confirm delivery times and who will be setting everything up.
- PREPARE ANY FINAL PAYMENTS**
Pay any outstanding balances and organise tips in envelopes.
- CHECK WEATHER FORECAST**
Keep an eye on the forecast and have a plan B if needed.
- RELAX & ENJOY**
Take time for you and your partner. You've got this!

Top Tips



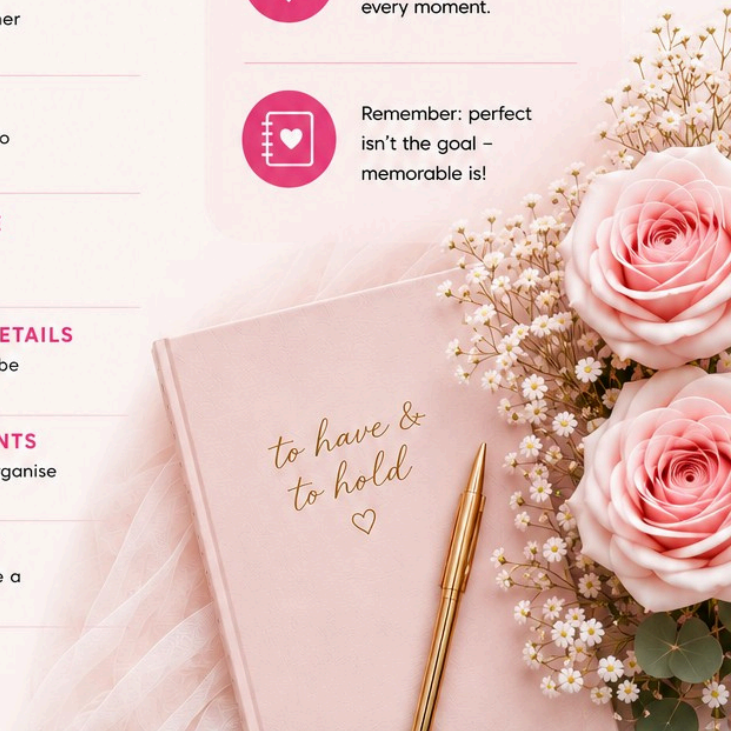
Create a timeline for your wedding day so everyone knows where they need to be and when.



Stay present, enjoy the excitement and soak up every moment.



Remember: perfect isn't the goal – memorable is!



♥ ONE MORE SLEEP... YOUR DREAM DAY IS ALMOST HERE! ♥



3 DAYS Before



The final countdown!

You've done all the hard work, now it's time to focus on you and enjoy every moment.

- CONFIRM ALL FINAL DETAILS**
Touch base with all suppliers to reconfirm times, locations, deliveries and setup.
- PICK UP ATTIRE**
Collect your dress, suit and any other outfits and accessories.
- PACK YOUR WEDDING DAY ESSENTIALS**
Double check your emergency kit and pack all must-haves for the big day.
- CONFIRM TRANSPORT**
Confirm pick-up times and locations for you, your bridal party and any special guests.
- PREPARE WELCOME BAGS (IF APPLICABLE)**
Assemble and deliver welcome bags to hotels or venues.
- CHECK ARRIVAL TIMES**
Confirm arrival times for your ceremony and reception venues.
- DELEGATE & TRUST**
Go over the plan with your VIPs and trust they've got everything under control.
- PREPARE ANY FINAL PAYMENTS**
Have cash for tips, final balances or any last-minute expenses.
- RELAX & TAKE TIME FOR YOU**
Pamper yourself, enjoy a good meal and get lots of rest.
- VISUALISE YOUR DAY**
Take a deep breath, smile and imagine all the beautiful moments to come.

Top Tips



Keep a copy of your timeline with you or your point person.



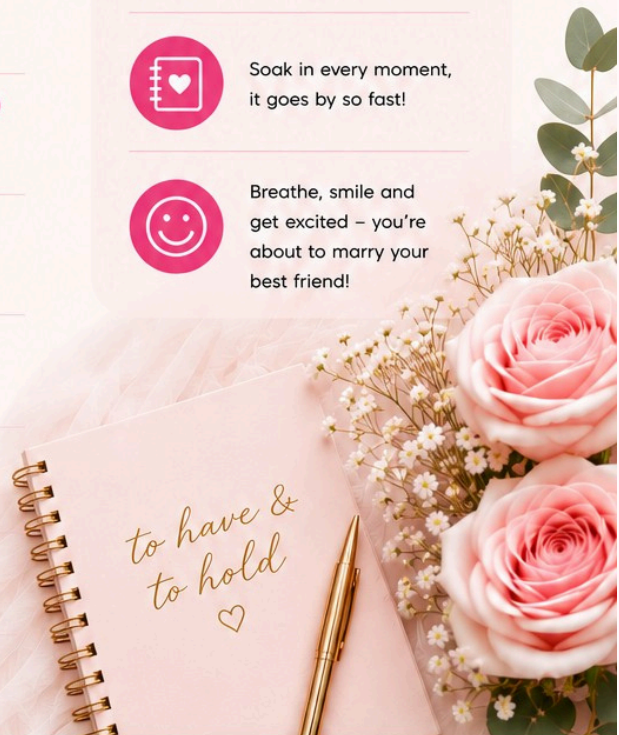
Let go of perfection – this day is about love and celebration!



Soak in every moment, it goes by so fast!



Breathe, smile and get excited – you're about to marry your best friend!



♥ GET READY TO MAKE MEMORIES THAT LAST A LIFETIME! ♥



1 DAY Before



It's almost time!

Take a deep breath – you've got this!
Tomorrow is all about love, laughter and happily ever after.

- CONFIRM ALL FINAL DETAILS**
Touch base with all suppliers and confirm times, locations and setup.
- DELIVER FINAL PAYMENTS & TIPS**
Deliver any final payments and tip envelopes to your trusted person.
- DROP OFF DECOR & ITEMS**
Deliver any decor, signage or items to your venue.
- PREPARE WELCOME BAGS (IF APPLICABLE)**
Ensure all welcome bags are completed and delivered.
- PACK FOR YOUR HONEYMOON**
Have your bags packed and ready to go the next day.
- RUN THROUGH THE TIMELINE**
Go over the schedule one last time with your partner or point person.
- SET ASIDE YOUR OUTFIT & ACCESSORIES**
Lay out your outfit, shoes, accessories, jewellery and anything else you need.
- GROOM PREP**
Prepare your outfit, shoes, cufflinks, watch and any accessories.
- CHECK THE WEATHER**
Have a backup plan if needed and let your venue know.
- RELAX & ENJOY THE EVENING**
Have a nice dinner, spend time with those you love and get a good night's sleep.



You've planned with love, now it's time to celebrate it!

Top Tips



Write down any last-minute tasks so they're out of your mind.



Hand over any items or responsibilities to your trusted person.



Get a good night's sleep – it's the best beauty secret!



Wake up tomorrow, take a deep breath and enjoy every moment.

The best day ever is almost here!




GOODNIGHT, DREAM BIG & I CAN'T WAIT TO SEE YOU SHINE TOMORROW!





THE BIG DAY *is here!*





You did it!  

Take a deep breath, soak it all in and enjoy every magical moment.
This is the start of your **happily ever after**. 

- RELAX & ENJOY**
Let go, be present and enjoy every beautiful second of your day. 
- TRUST YOUR TEAM**
Your planner and suppliers have everything under control. 
- BE IN THE MOMENT**
Take it all in – the little moments are the ones you'll remember forever. 
- EAT, DRINK & CELEBRATE**
Don't forget to eat, drink water and celebrate with the ones you love! 
- GREET & THANK**
Take time to say hello to your guests and thank them for sharing your day. 
- DANCE & HAVE FUN**
Dance like nobody's watching and make memories that last a lifetime! 
- SOAK UP THE LOVE**
Surround yourself with love, laughter and all the good vibes. 
- MAKE MEMORIES**
Trust your photographer, be yourself and enjoy every magical moment. 

Remember




-  This day is about love, joy and the beautiful promise of forever.
-  Nothing needs to be perfect to be absolutely amazing.
-  Things will happen, plans may shift – that's okay! Enjoy anyway.
-  At the end of the day, all that matters is... you married your best friend!

Thank you
for letting us be a part of
your incredible journey!



*Here's to today,
tomorrow and
a lifetime of
happiness together!*



♥ TODAY IS YOUR DAY – CELEBRATE BIG, LOVE DEEP & ENJOY EVERY MOMENT! ♥



You did it!

LET THE MAGIC BEGIN!

You've planned with love, you're ready to celebrate and now it's time to create a **wedding registry** that's as unique as your love story.

CREATE YOUR FREE WEDDING REGISTRY

with *Sent With Love* 

Everything you need, all in one beautiful place.



Cash gifts, physical gifts & experiences
all in one place



Contributions from anywhere in the world
easy & secure



Honeymoon funds, wishing wells & gift lists
your way



Safe, secure and trusted by thousands
peace of mind



Thank your guests with ease
beautifully



Ready to start your

Happily Ever After?

Creating your registry is quick, easy and completely free!

CREATE YOUR FREE WEDDING REGISTRY TODAY!



SCAN TO
GET STARTED

FREE WEDDING PLANNING RESOURCES

Download more free guides to help you on your journey:



Wedding Registry Wording Examples



Wedding Budget Planner



Honeymoon Fund Ideas

VISIT:

sentwithlove.com.au/resources



 *Thank you* FOR LETTING US BE A PART OF YOUR INCREDIBLE JOURNEY! 